

Number of dwellings occupied by Saudi households reaches 4.4 million in 2024

According to the results of the housing survey 2024, the total number of dwellings occupied by Saudi households reached 4.4 million, reflecting an increase of 233 thousand compared to 2022 Census, with a growth rate of 2.7%. The percentage of dwellings occupied by Saudi households constituted 50.6%. The average size of a Saudi household was recorded at 4.9 individuals.

45.0% of dwellings occupied by Saudi households are apartments

Results indicated that the highest percentage of dwellings occupied by Saudi households was apartments, accounting for 45.0%. This was followed by villas, representing 31.0% of the total dwellings occupied by Saudi households (Figure1).

Figure1: Relative distribution of dwellings occupied by Saudi households by type of dwelling



• Other types of dwellings (rooms, sheds, etc.)

Table 1: Numerical distribution of dwellings occupied by Saudi households by type of holding

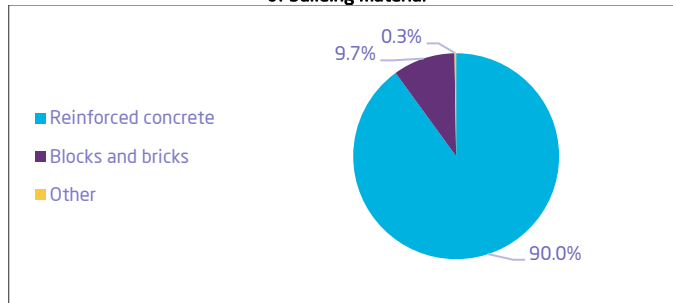
Type of holding	Number of dwellings
Ownership without mortgage or loan	1,632,581
Ownership with mortgage or loan	837,164
Rented	1,409,053
Provided by a family member	409,064
Provided by government work	62,798
Provided by private work	6,948
provided by a charity	20,779
Provided by a benefactor	8,270
Other*	574

• Other types of holding include (Waqf)

90.0% of dwellings occupied by Saudi households are made of reinforced concrete

Results revealed that the predominant building material of dwellings occupied by Saudi households was reinforced concrete, recording 90.0% of the total dwellings occupied by Saudi households (Figure2).

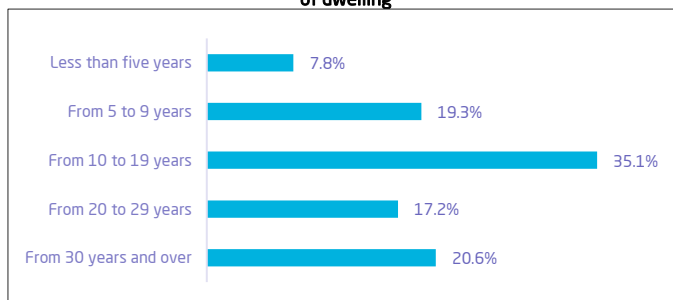
Figure2: Relative distribution of dwellings occupied by Saudi households by type of building material



Approximately 35.1% of dwellings occupied by Saudi households are estimated to be between 10 and 19 years old

Results indicated that dwellings occupied by Saudi households with an approximate age of (10 to 19 years) represented the highest percentage in the Kingdom, accounting for 35.1% of the total dwellings occupied by Saudi households (Figure3).

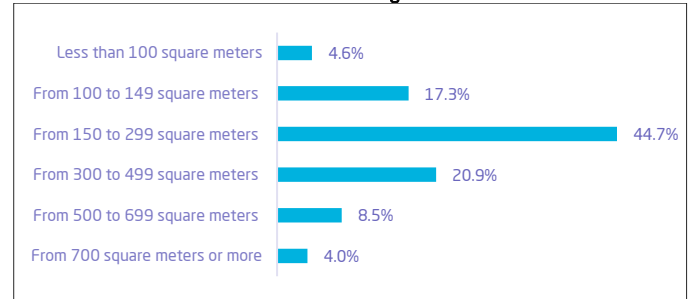
Figure3: Relative distribution of dwellings occupied by Saudi households by age of dwelling



44.7% of dwellings occupied by Saudi households range from 150 to 299 m²

Results indicated that the highest percentage of dwellings occupied by Saudi households had an area ranging from 150 to 299 m², comprising for 44.7% of the total dwellings occupied by Saudi households (Figure 4).

Figure 4: Relative distribution of dwellings occupied by Saudi households by area of dwelling

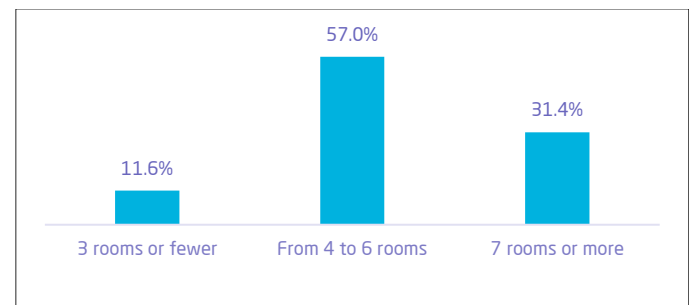


*Data include some difficulty and multiple disability

57.0% of dwellings occupied by Saudi households have between 4 to 6 rooms

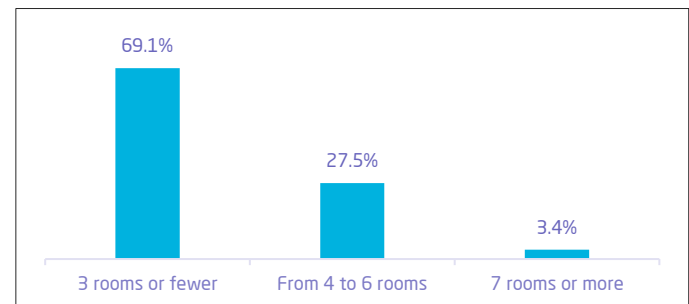
Results revealed that the highest percentage of dwellings occupied by Saudi households had a total of 4 to 6 rooms, representing 57%. Furthermore, the percentage of dwellings had (3 or fewer bedrooms) was recorded at 69.1% of the total dwellings occupied by Saudi households (Figures 5-6).

Figure5: Relative distribution of dwellings occupied by Saudi households by total number of rooms



*It includes bedrooms, living rooms and other rooms.

Figure6: Relative distribution of dwellings occupied by Saudi households by number of bedrooms



Methodology and Quality

This publication presents indicators of dwellings occupied by Saudi households based on the results of the 2024 housing survey and population estimates from the General Authority for Statistics 2024. For more details on the methodology, please click on: [Methodology](#), [Quality](#) and [Tables](#).